

Beyond Green Cleaning



Product Advantages

Removes dirt, mold, mildew, grease and oil deposits.

Penetrates to lift dirt and stains.





Safe on tiles and grout.

Contains no fragrances.

Product Specifications

pH:	Neutral
Color:	Clear
Flash Point:	None
Odor:	Pleasant
Rinsability:	Excellent
Biodegradability:	Complete
Phosphate Content:	None

Total Grout Care™

-  **Powerful** - Microbe-powered, concentrated grout cleaner.
-  **Versatile** - Ideal for general cleaning and maintenance of grout, tiles and concrete.
-  **Effective** - Removes grease, oil, hard water stains, mildew and lime deposits.
-  **Safe** - Bio-based, all-natural and biodegradable.

What is Total Grout Care™?

Total Grout Care™ is ideal for daily cleaning of all ceramic tile surfaces and grout. Its unique, streak-free formula penetrates fast and easily removes soils from grout without leaving a residue. This concentrated, pH-balanced tile and grout cleaner will easily remove surface soils with its penetrating action to lift dirt and stains off the surface. Total Grout Care™ is safe to use on ceramic tile, porcelain tile, quarry tile, terra cotta, and brick. It penetrates into grout to remove dirt, mold, mildew, grease and oil deposits. In food service areas, this formula is especially effective in removing heavy build-ups of kitchen grease. Restores quarry tile to its original porous condition and increases the slip-resistant qualities of the tile.

Where to Use?

KITCHEN: Kitchen floors collect both traffic dirt and can be used anywhere greasy dirt is a problem.

BATHROOM: Great for cleaning tiles and grout, cleaning ceramic tile, grout, stone, and other hard surfaces.

How to Apply?

Pre-test: Do not use on marble, limestone and other acid-sensitive surfaces - always pre-test first. Pre-test process in an inconspicuous location. Check for weakened or damaged grout which may be affected by high-pressure cleaning. Avoid spraying onto wood, aluminum, stain-resistant carpets, upholstery fabrics or other delicate surfaces. Use with caution near painted surfaces, plastics, and "no-wax" resilient floors.

Cleaning:

Sweep or vacuum to remove dust and loosen soil. Use a pump sprayer to apply to grout lines and tile. Allow 5-10 minutes dwell time depending on soil. Agitate with a brush if needed. Pick up any remaining water with extraction tool. Allow surface and grout to dry before allowing traffic.

How is It Packaged?

Beyond Green Cleaning™ Total Grout Care is packed - 750ml, 5L, 20L