



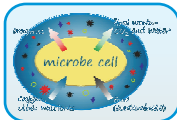
BioRem 2000™




100% All-Natural Cleaning Solutions

MULTI-SURFACE CLEANER


- Microbe Technology - Remediates hydrocarbons into water and carbon dioxide
- Renders flammable liquids, such as gasoline, diesel and jet fuel, non-flammable
- Easily applied with mops, auto floor scrubbers and degreaser equipment
- Removes oil and grease from surface which prevents slip-and-slide accidents
- Compatible with all type oil/water cleaning systems
- Water based, non-flammable and odourless
- Non-toxic, non-corrosive, non-hazardous
- Eliminates 100% of disposal costs



(Fig.1)



(Fig.2)



(Fig.3)

What is BioRem-2000 Multi-Surface Cleaner?

Bioremediation is the application of biological microbes for the cleanup of hazardous oil spills resulting in a safe, efficient and cost-effective solution. Bioremediation (Fig. 1) uses microbes, enzymes, oxygen and other nutrients to transform oil into carbon dioxide and water. BioRem-2000 Surface Cleaner™ (Fig. 2) increases the surface area of the oil while the enzymes break down the contaminants into smaller molecules. The enzymes then attract the microbes (Fig. 3) and consume the oil leaving only water and carbon dioxide as by-products. Once the reaction is complete, the enzymes break free to attach to another hydrocarbon source in order to repeat the same reaction. BioRem-2000 Surface Cleaner™ has a pH of 7 and does not have any odor or contain any corrosives or butyls. It prevents slip-and-slide accidents, by removing the oily film, leaving surfaces dry and oil-free. BioRem-2000 Surface Cleaner™ significantly reduces the ability of flammable hydrocarbons to ignite.



750 ml
Ready to Use
[8900-750mL]

5 l
Concentrate
[8900-xx5L]

20 l
Concentrate
[8900-x20L]

Use to Clean:

Crude Oil • Fuel • Glycols
Skydrol • Gasoline (BTEX)
Jet Fuel • Diesel • Grease
Cutting Fuels • Lubricating Oil
Ethanol • Hydraulic Oil • Motor Oil
Aviation Fuels • Synthetic Oils
Kerosene • Brake Fluid

How to Apply?

Spill Control: Dilute concentrate with water 1:1 (Heavy) - 1:10 (Light)

Liberal apply the mixture of product with mop and allow the solution to remain on the surface for 1-2 minutes, with a wet mop agitate the solution into the surface in a figure 8 motion. Remove excess water with damp mop and allow product to air dry. The leftover mixture can be stored and reused later (mixture has a shelf life of 1 year). Disposal of unwanted mixture can be poured into waste pipes, drains and sewerage systems, as the enzymes and microbes will keep on converting the oils and grease inside these areas, into carbon dioxide and water.

Spray-N-Wipe: Dilute concentrate with water 1:8 (Heavy) - 1:12 (Light)

Spray directly onto surface, allow product to remain on the surface for 30-60 seconds, then agitate with a scrubbing brush or scourer. Wipe clean with cloth.

Pressure Washing: Dilute concentrate with water 1:12 (Heavy) - 1:25 (Light)

Remove excess dirt from surface or equipment. Fill spray gun bottle with product, with the required dilution. Spray product onto all washable surfaces and allow product to dwell for 3-5 minutes. Agitate with scrubbing brush, scourer, etc.. rinse with water, let surface air dry.

Auto Floor Scrubber: Dilute concentrate with water 1:16 (Heavy) - 1:30 (Light)

For best results, on very large greasy/oily surfaces, pre-spray the surface area with a strong dilution of the product (1:8) allow product to dwell for 25-45 minutes, then use the auto scrubber with its weaker dilution of the product, agitate the solution into the surface, allow the surface to air dry. The product will also clean the auto scrubber while the auto scrubber is cleaning the floor. (such as - Brushes, Pipes and all other internal parts of the auto scrubber)

Where to Use?

Automotive workshops areas, petrol stations, parking areas, driveways, motor engines and parts, spill on roads and all other water safe equipment, including metal, plastic, tar and concrete