





Beyond Green Cleaning



Carpet Stain Remover™

-  **Powerful** - Microbe-Nano-Natural Technology penetrates, dissolves and consumes carpet stains and odors.
-  **Effective** - Rapidly removes commonly-encountered soils including food, grease and oil stains.
-  **Versatile** - All purpose carpet-cleaning pre-spray and spotter.
-  **Safe** - Bio-based using only 100% all natural ingredients.

What is Carpet Stain Remover™?

Carpet Stain Remover™ is the complete all-purpose carpet-cleaning pre-spray and spotter which continues to work hours after standard cleaners stop working. It quickly eliminates stains and odors. It is an excellent pre-treatment for heavily-soiled traffic areas prior to extraction or bonnet cleaning. It will not leave a soapy residue like soap-based cleaners which only attract new soil. The soil will cling to the soap residue and re-soil the carpeting quickly.

What is Nano-Natural Technology?

Nano-Natural Technology is the use of extremely small molecular structures and all-natural ingredients. One nanometer (nm) equals one ten-thousandth of the thickness of a human hair. Nano-Natural Technology involves Active-Nanoids which dissolve and remove soil from any surface without using chemicals. Carpet Stain Remover™ breaks down soil and stains into microscopic particles that disperse in water and repel one another. The particles are then easy to remove and less likely to re-adhere to the cleaned surfaces. The molecular structure of these particles is so small they can forcefully penetrate the carpet and upholstery fabric and molecules of daunting stains and soil for quick and easy removal.

How to Apply?

May be used with all types of liquid-extraction carpet-cleaning equipment. May also be used as a traffic lane pre-spray and spot cleaner.

Spray and Extract Method: Apply through a pump or pressure-sprayer type applicator. Let Carpet Stain Remover™ remain for at least 15 to 30 minutes. Extract with clear, hot water. When carpet is completely dry, vacuum thoroughly.

Pre-Treating Traffic Areas: Apply Carpet Stain Remover™ through pump-up or pressure-type applicator prior to extracting.

Carpet Spotting: Remove excess matter and blot excess moisture with a clean, absorbent cloth. Spray Carpet Stain Remover™ directly onto spot or stain and wait a few seconds for the product to penetrate. Gently agitate with a clean cloth or soft carpet brush. Blot with clean, absorbent cloth frequently turning the cloth. Extraction is recommended if available. If the stain is set deeply into the pile, a repeat of the process may be necessary.

How is it Packaged?

It is packed - 750ml, 5L, 20L

Product Advantages

**Eliminates stain
& odors.**

**Does not leave
tacky residue.**

**Colorfast, safe to
use.**

**Does not contain
any solvents.**

Product Specifications

pH:	Neutral
Appearance:	Liquid
Color:	Clear
Flash Point:	None
Fragrance:	None
Shelf-Stability	One year